

# Azaan International School

## Activity sheet II (2019-20)

Grade - I

Sec: \_\_\_\_\_

Subject-English

Name: \_\_\_\_\_

Date: \_\_\_\_\_

### Lesson:8 On the way to school

#### 1. Match each picture with the correct pronoun.



1. It



2. She



3. He



4. They

#### 2. Write the missing letters for the following.

1. l \_\_\_\_ ch

2. ch \_\_\_\_ d \_\_\_\_ n

3. m \_\_\_\_ n \_\_\_\_ g


4. g \_\_\_\_ d by \_\_\_\_

**3. Fill in the blanks choosing the correct word from the box.**


**( postman , restaurant, librarian , fire station)**

1. A  works at a \_\_\_\_\_ .

2. A \_\_\_\_\_ works at a



3. A \_\_\_\_\_ works at a



4. A  works at a \_\_\_\_\_ .

**4. Underline the correct pronoun in each sentence.**

1. I/ Her can run very fast.

2. We / I are going to school.

3. Will you /Will we come to the market with me?

**5. Write a sentence about each picture using appropriate pronouns .**

**(He, she, it, they)**

Ex;  This is Ali.

He is going to school.

1.  This is my grandmother.

\_\_\_\_\_ .


2.



This is my pet cat.

---

3.



My name is Rita.

---

4.



Ria and Reena are good friends.

---

# Azaan International School

## Activity sheet II (2019-20)

Grade - I

Sec: \_\_\_\_\_


Subject-E.V.S


Name: \_\_\_\_\_


Date: \_\_\_\_\_


### Chapter : 12 Staying Safe


I. Colour the smiley face with 'GREEN' if it is safe and 'RED' if it is unsafe.

a. We should put back our toys in proper place after playing 

b. We should open the door for strangers 

c. Never play with sharp objects 

d. We should run on the road 

e. We should not stand in front of a moving swing 

II. Put






or



for the pictures given below:

a)



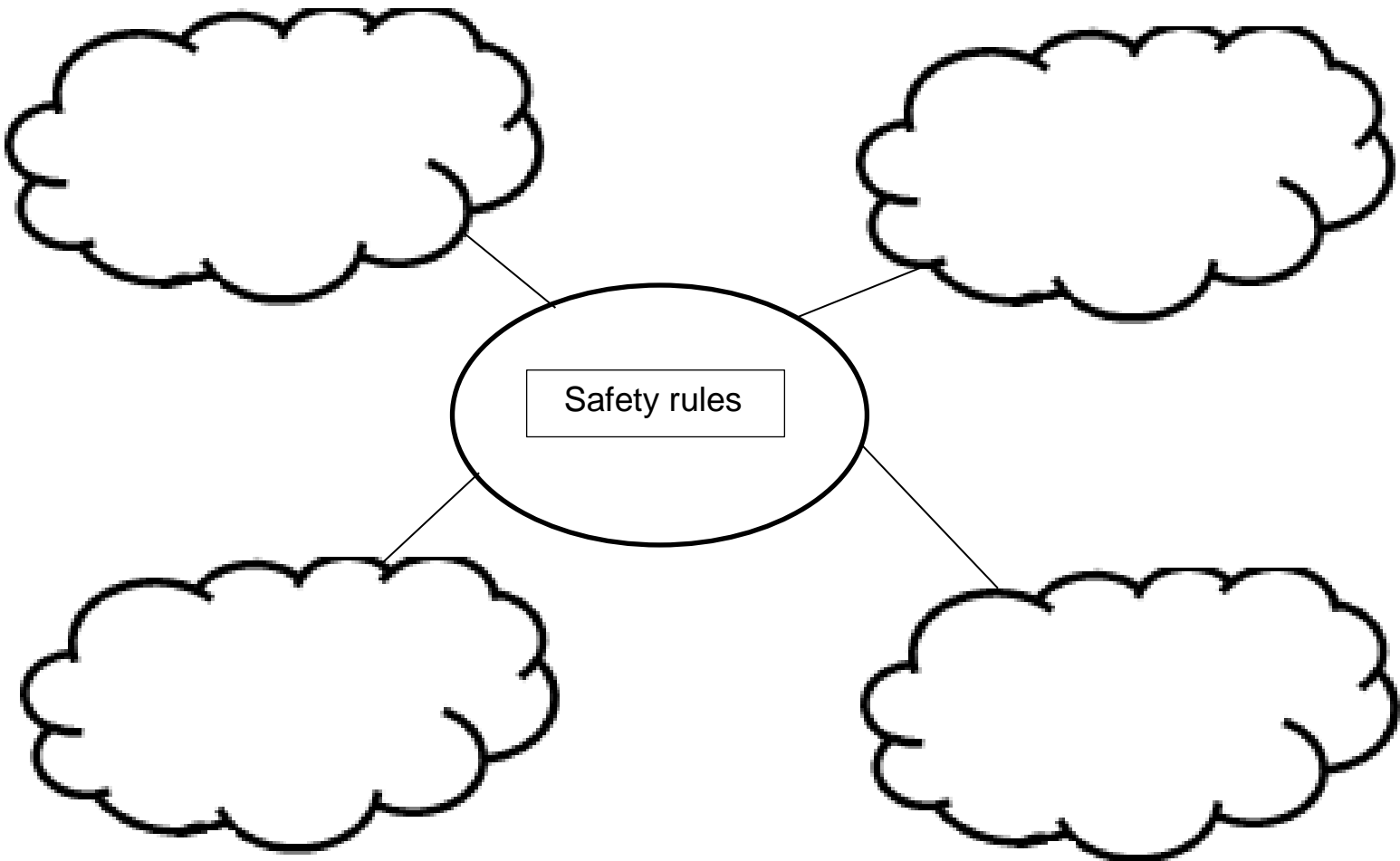
### III. Match the following:

- |                                     |                   |
|-------------------------------------|-------------------|
| 1. We should avoid playing with     | a) Strangers      |
| 2. We should not go anywhere with   | b) Switches       |
| 3. Always follow                    | c) Moving bus/car |
| 4. We should not put hands out of a | d) Traffic rules  |

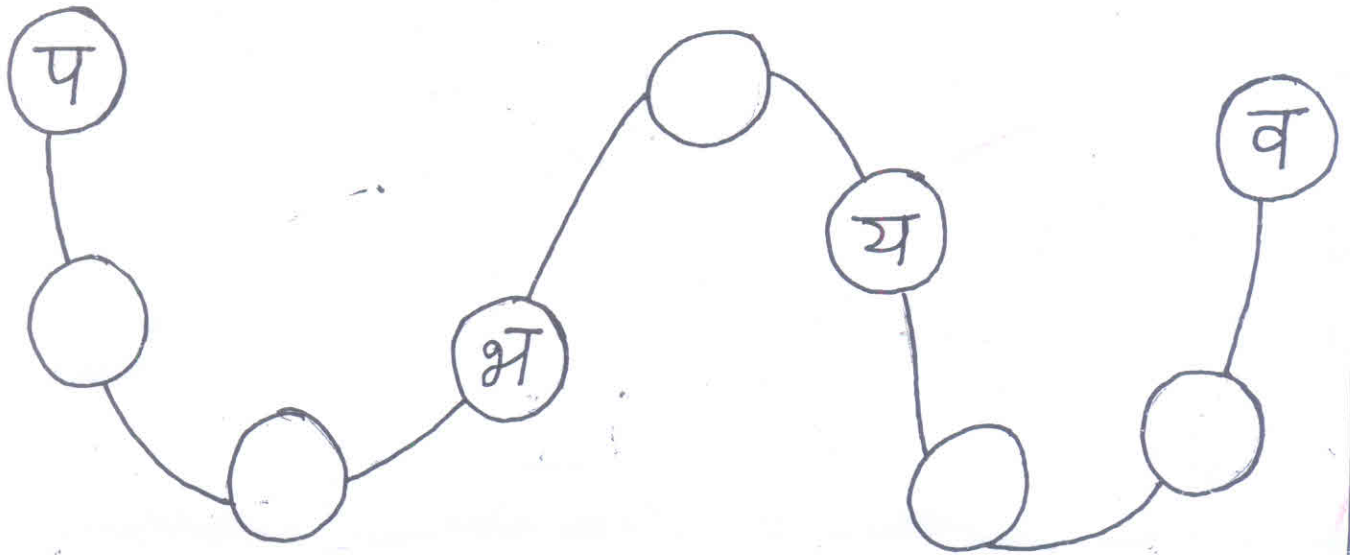
### IV. Guess my name?

1. When I blink all vehicles stop \_\_\_\_\_
2. I have black and white stripes on my body. People use me to cross the road  
\_\_\_\_\_

### V. Write any 4 safety rules in the clouds:..

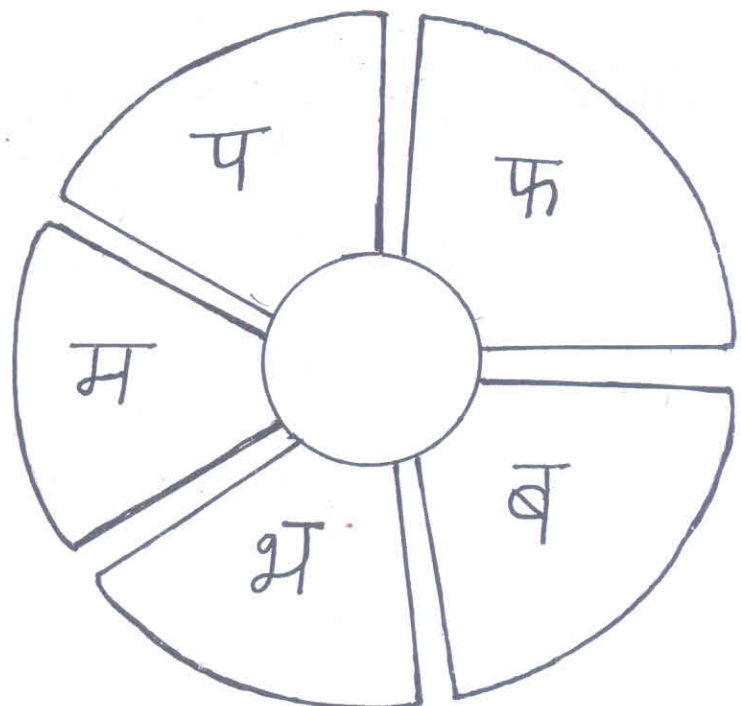


I. खाली स्थान में क्रमानुसार वर्ण लिखिए-






II. दिया गया रंगों के अनुसार अक्षर में रंग भरिए-


- प → लाल
- फ → हरा
- ब → पीला
- भ → गुलाबी
- म → नीला



III. चित्र पहचानकर उसके नाम का पदना वर्ण लिखिए -



IV. मछली का चित्र बनाकर उसमें रंग भरिए -



# Azaan International School

Activity sheet 2 (2019-20)

Grade - I

Sec: \_\_\_\_\_

Subject- **URDU**


Name: \_\_\_\_\_

Date: \_\_\_\_\_


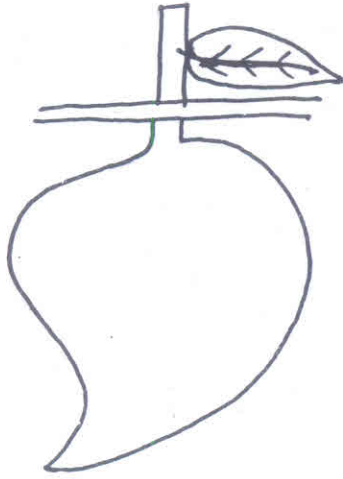

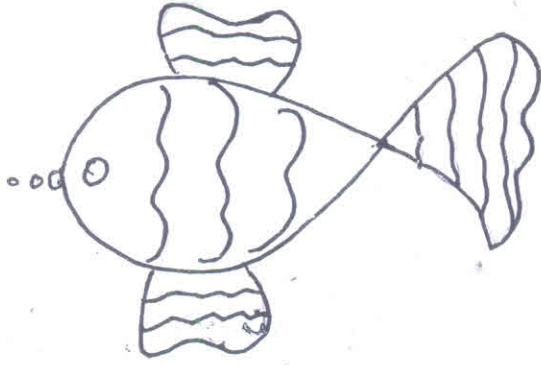
① حروف پر نقاط لگائیں :-

ا ب ب ب ب ب  
ح ح ح ح ح ح  
د ر ر ر ر ر  
س ص ص ص ص ص  
ع ف و

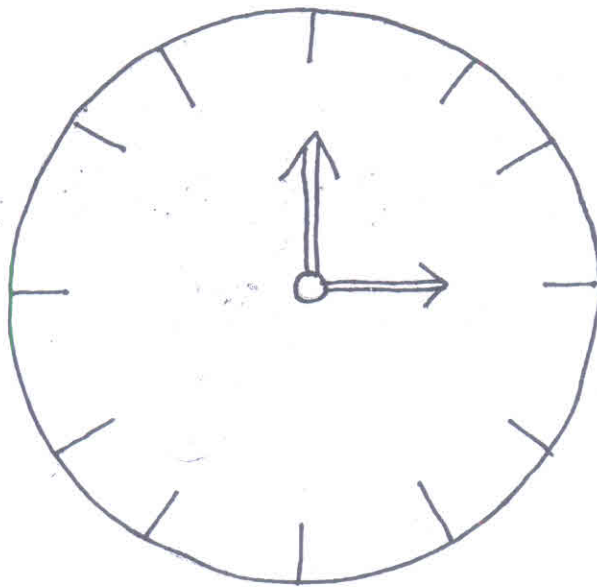
② تفاویر میں بنیادی رنگ بھرئیے۔







دی گئی گھڑی میں اُردو بند سے لکھیے۔



# Azaan International School

## Activity sheet II (2019-20)

Grade - I

Sec: \_\_\_\_\_

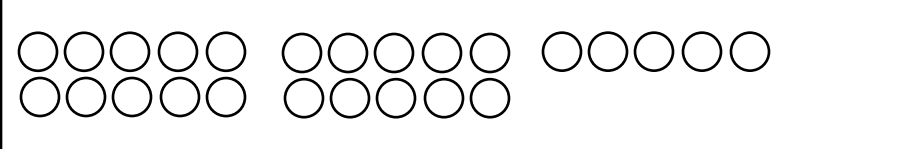

Subject-Math



Name: \_\_\_\_\_

Date: \_\_\_\_\_

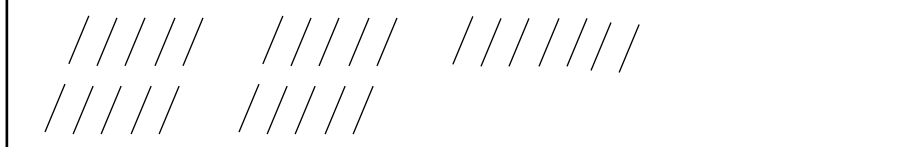

### Lesson: 10 Numbers from 21 to 30

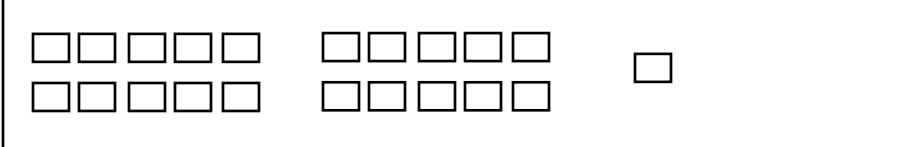

#### I. Count and write how many.

1.  

2.  

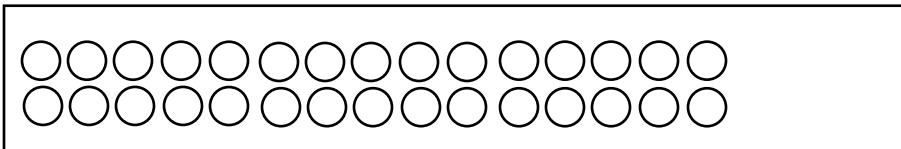
3.  

4.  

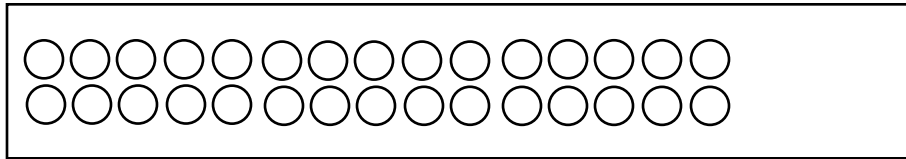
5.  

#### II. Colour the circles to represent the given number.

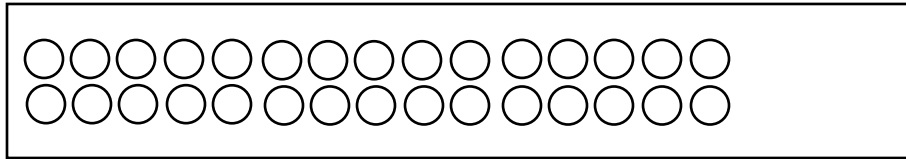
1. 23



2. 26

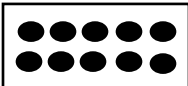






3. 29


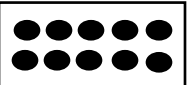






### III. Fill in the boxes.

1. 17 dots =   =  tens +  ones

2. 24 dots =    =  tens +  ones

3. 20 dots =   =  tens +  ones

4. 28 dots =    =  tens +  ones

5. 30 dots =    =  tens +  ones


### IV. Show the number in two different ways.

a. Represent 23 in two different ways.



Irregular

ones



Regular

tens +  ones

b. Represent 27 in two different ways

Irregular

Ones

Regular

tens +

ones

**V. Tick the correct answers.**

a. 20 ones = 2 tens

Right

☐

Wrong

☐

b. 2 tens and 6 ones = 62

Right

☐

Wrong

☐

c. 19 ones = 1 ten and 9 ones

Right

☐

Wrong

☐

d. 2 tens and 1 one = 20 + 1

Right

☐

Wrong

☐

e. 30 + 0 = 3 tens and 0 ones

Right

☐

Wrong

☐

**VI. Write the number names for the given numbers.**

a. 29 \_\_\_\_\_

b. 36 \_\_\_\_\_

c. 32 \_\_\_\_\_

d. 18 \_\_\_\_\_

e. 22 \_\_\_\_\_

f. 50 \_\_\_\_\_

g. 44 \_\_\_\_\_